

MONTOTHERM ANTICONDENSACION



FAMILY ANTIHUMEDAD E IMPERMEABILIZAC.
LINE ANTICONDENSACION

DESCRIPTION AND NATURE

Water-based paint that simultaneously provides bases with excellent features such as heat insulation, soundproofing and anti-condensation.

USAGES

Outdoor/Indoor
Plaster
Concrete
Brick
Cement mortars
Plaster

PROPERTIES

Anticondensation

Guarantees: 7 years previous emission of the certificate by Paintings MONTO SAU

Water vapour permeability: V1 (maximum breathability) (according to standard UNE-EN 1062-1)

Liquid water permeability: W2 (very impermeable) (according to UNE-EN 1062-1)

Solar Reflectance Index (SRI) = 106 [ASTM E1980-1]

MONTÓ therm interior ETIS (External Thermal Insulation System) COMFORT PAINT (Masilla MONTÓ thèrm + MONTÓ thèrm anticondensación. Thermal conductivity = 0.108 W/mK. Thermal resistance = 0.073 m² K/W) [UNE-EN 12667:2002]

Energy saving. The paint reflects up to 82% of heat, helping to maintain indoor comfort and reduce energy consumption [ASTM E1980-11]

Acoustic insulation (sound absorption coefficient = 0.10) [UNE - EN ISO 354:2004]

Thermal insulation (Thermal conductivity = 0.130 W/mK; Thermal resistance = 0.052 m² K/W) [EN 12667: 2001]

TECHNICAL CHARACTERISTICS

Referencia Color	MONTOTHERM ANTICONDENSACION BLANCO
Finish	Matt
Specific weight	1,13± 0,05 kg/l
Viscosity	110 +/- 10 PO
Solids in volume	55± 1
Solids in weight	60± 1
VOC	Cat. a/BA 75/30 (2007/2010): 1,00 g/l
Aproximated performance by coat	6-8 m ² /L
Dry to touch	(20°C HR: 60%): 1h
Dry to repaint	(20°C HR: 60%): 12h
Colours	White 103

SURFACE PREPAIRING

New surfaces

Cement mortars:

1. Wait until fully hardened (min. 30 days).
2. Clean off possible efflorescence with an abrasive jet.
3. Neutralise alkaline surfaces.
4. For polished surfaces: sand down to open the grain.
5. Clean any unusual products from the base.

MONTOTHERM ANTICONDENSACION

6. Fix crumbling bases with Emulsión Fijadora or Fijamont.
7. Fill in any defects/flaws in the base (see family 6).

Plaster:

1. Wait until the plaster is dry (maximum 20% humidity).
2. Clean any unusual products from the base.
3. Clean off possible efflorescence with an abrasive jet.
4. Control the absorbency of the base using a sealant, fixative or a diluted coat of the same product.
5. For polished surfaces: sand down to open the grain.
6. Fix crumbling bases with Emulsión Fijadora or Fijamont.
7. Fill in any defects/flaws in the base (see family 6).

Restoring and maintenance

1. Completely remove any old paint that is flaking or in poor condition.
2. Dull down glossy surfaces to ensure good adhesion.
3. For painted bases, check the solidity, adhesion and nature of the paint to avoid possible incompatibilities and clear off any dust and dirt before repainting.
4. Use plaster to fill any defects in the base (in the family PREPARING BASES see the lines corresponding to powder plaster and prepared fillers to select a suitable solution).
5. Treat mouldy bases with Monto Limpia Moho.

WAY OF USE

Application notes

Homogenise the product using a spatula, never with a stirrer, so as not to break the microspheres.

Given that its capacity for heat-insulation, soundproofing and anti-condensation depends on the thickness and aspect of the base, our experience offers the following advice:

- On exterior walls, interior walls with condensation problems, and interior walls facing outside, apply 3 coats at a coverage rate of 6 m²/l per coat.
- On the rest of the interior walls, apply 2 coats at a coverage rate of 8 m²/l per coat.
- It can be finished with a colored plastic paint, respecting the established repainting time.
- For spraying with Airless equipment, do not exceed 150 bar pressure.

Solvent for dilution and cleaning

Water

Way of use	Aproximate dilution
Painting brush	0-10%
Roller	0-10%
Air-less gun	10-20%

SYSTEM

Procedures depending of surface type

	Primer	Intermedium	Finish
Metal decoration			
MAX	Imprimación Antioxidante	MONTÓ thêrm anticondensación	MONTÓ thêrm anticondensación
STD	Imprimación Antioxidante		MONTÓ thêrm anticondensación
New work			
MAX	Emulsión Fijadora, Fijamont	MONTÓ thêrm anticondensación	MONTÓ thêrm anticondensación
STD	MONTÓ thêrm anticondensación diluido		MONTÓ thêrm anticondensación
Wood			
MAX	Selladora adecuada	MONTÓ thêrm anticondensación	MONTÓ thêrm anticondensación
STD		MONTÓ thêrm anticondensación	MONTÓ thêrm anticondensación
Support weak			
MAX	Emulsión Fijadora, Fijamont	MONTÓ thêrm anticondensación	MONTÓ thêrm anticondensación

MONTOTHERM ANTICONDENSACION

STD	MONTÓ thêrm anticondensación diluido	MONTÓ thêrm anticondensación
------------	--------------------------------------	------------------------------

Asphalt fabric

MAX	MONTÓ thêrm anticondensación	MONTÓ thêrm anticondensación	MONTÓ thêrm anticondensación
STD		MONTÓ thêrm anticondensación	MONTÓ thêrm anticondensación

Old paintings in bad state

MAX	Eliminar + Fijador	MONTÓ thêrm anticondensación	MONTÓ thêrm anticondensación
STD	Eliminar + MONTÓ thêrm anticondensación diluido	MONTÓ thêrm anticondensación	MONTÓ thêrm anticondensación

SECURITY

Do not eat, neither drink, nor smoke during the application. In case of contact with eyes, wash abundantly with clean water. Keep away from children. Do not throw in darin. Keep product in dry area, under cover and temperature between 5 to 35°C. For further information, please check product safety sheet.

Do not eat, neither drink, nor smoke during the application. In case of contact with eyes, wash abundantly with clean water. Keep away from children. Do not throw in darin. Keep product in dry area, under cover and temperature between 5 to 35°C. For further information, please check product safety sheet.

NOTE

Maximum recommended storage time : 24 months since its fabrication in its original packaging perfectly closed, stored indoors and at temperatures between 5° and 35°C

Information here indicated is based on our actual knowledge, laboratory testing and taking in count the practical use under specific circumstances. As it is impossible to stablish an adecuate description for every nature and status of the supports to be painted, we are unable to warrant the absolute reproductibility in each specific use

PACKINGS

4 L, 12 L



FAMILY LINE

DESCRIPTION AND NATURE

Water-based paint that simultaneously provides bases with excellent features such as heat insulation, soundproofing and anti-condensation.

USAGES

PROPERTIES

Anticondensation


Guarantees: 7 years previous emission of the certificate by Paintings MONTÓ SAU

Water vapour permeability: V1 (maximum breathability) (according to standard UNE-EN 1062-1)

Liquid water permeability: W2 (very impermeable) (according to UNE-EN 1062-1)

Solar Reflectance Index (SRI) = 106 [ASTM E1980-1]

MONTOTHERM ANTI CONDENSACION



MONTÓ therm interior ETIS (External Thermal Insulation System) COMFORT PAINT (Masilla MONTÓ thêrm + MONTÓ thêrm anticondensación. Thermal conductivity = 0.108 W/mK. Thermal resistance = 0.073 m² K/W) [UNE-EN 12667:2002]

Energy saving. The paint reflects up to 82% of heat, helping to maintain indoor comfort and reduce energy consumption [ASTM E1980-11]

Acoustic insulation (sound absorption coefficient = 0.10) [UNE - EN ISO 354:2004]

Thermal insulation (Thermal conductivity = 0.130 W/mK; Thermal resistance = 0.052 m² K/W) [EN 12667: 2001]

TECHNICAL CHARACTERISTICS

Referencia Color

Finish	Matt
Specific weight	1,13± 0,05 kg/l
Viscosity	110 +/- 10 PO
Solids in volume	55± 1
Solids in weight	60± 1
VOC	Cat. a/BA 75/30 (2007/2010): 1,00 g/l
Aproximated performance by coat	6-8 m ² /L
Dry to touch	(20°C HR: 60%): 1h
Dry to repaint	(20°C HR: 60%): 12h
Colours	White 103

SURFACE PREPAIRING

New surfaces

Cement mortars:

1. Wait until fully hardened (min. 30 days).
2. Clean off possible efflorescence with an abrasive jet.
3. Neutralise alkaline surfaces.
4. For polished surfaces: sand down to open the grain.
5. Clean any unusual products from the base.
6. Fix crumbling bases with Emulsión Fijadora or Fijamont.
7. Fill in any defects/flaws in the base (see family 6).

Plaster:

1. Wait until the plaster is dry (maximum 20% humidity).
2. Clean any unusual products from the base.
3. Clean off possible efflorescence with an abrasive jet.
4. Control the absorbency of the base using a sealant, fixative or a diluted coat of the same product.
5. For polished surfaces: sand down to open the grain.
6. Fix crumbling bases with Emulsión Fijadora or Fijamont.
7. Fill in any defects/flaws in the base (see family 6).

Restoring and maintenance

1. Completely remove any old paint that is flaking or in poor condition.
2. Dull down glossy surfaces to ensure good adhesion.
3. For painted bases, check the solidity, adhesion and nature of the paint to avoid possible incompatibilities and clear off any dust and dirt before repainting.
4. Use plaster to fill any defects in the base (in the family PREPARING BASES see the lines corresponding to powder plaster and prepared fillers to select a suitable solution).
5. Treat mouldy bases with Monto Limpia Moho.

WAY OF USE


Application notes

Homogenise the product using a spatula, never with a stirrer, so as not to break the microspheres.

Given that its capacity for heat-insulation, soundproofing and anti-condensation depends on the thickness and aspect of the base, our experience offers the following advice:

- On exterior walls, interior walls with condensation problems, and interior walls facing outside, apply 3 coats at a coverage

MONTOTHERM ANTICONDENSACION



rate of 6 m²/l per coat.

- On the rest of the interior walls, apply 2 coats at a coverage rate of 8 m²/l per coat.
- It can be finished with a colored plastic paint, respecting the established repainting time.
- For spraying with Airless equipment, do not exceed 150 bar pressure.

Solvent for dilution and cleaning

Water

Way of use	Aproximate dilution
Painting brush	0-10%
Roller	0-10%
Air-less gun	10-20%

SYSTEM

Procedures depending of surface type

	Primer	Intermedium	Finish
Metal decoration			
MAX	Imprimación Antioxidante	MONTÓ thêrm anticondensación	MONTÓ thêrm anticondensación
STD	Imprimación Antioxidante		MONTÓ thêrm anticondensación
New work			
MAX	Emulsión Fijadora, Fijamont	MONTÓ thêrm anticondensación	MONTÓ thêrm anticondensación
STD	MONTÓ thêrm anticondensación diluido		MONTÓ thêrm anticondensación
Wood			
MAX	Selladora adecuada	MONTÓ thêrm anticondensación	MONTÓ thêrm anticondensación
STD		MONTÓ thêrm anticondensación	MONTÓ thêrm anticondensación
Support weak			
MAX	Emulsión Fijadora, Fijamont	MONTÓ thêrm anticondensación	MONTÓ thêrm anticondensación
STD	MONTÓ thêrm anticondensación diluido		MONTÓ thêrm anticondensación
Asphalt fabric			
MAX	MONTÓ thêrm anticondensación	MONTÓ thêrm anticondensación	MONTÓ thêrm anticondensación
STD		MONTÓ thêrm anticondensación	MONTÓ thêrm anticondensación
Old paintings in bad state			
MAX	Eliminar + Fijador	MONTÓ thêrm anticondensación	MONTÓ thêrm anticondensación
STD	Eliminar + MONTÓ thêrm anticondensación diluido	MONTÓ thêrm anticondensación	MONTÓ thêrm anticondensación

SECURITY

Do not eat, neither drink, nor smoke during the application. In case of contact with eyes, wash abundantly with clean water. Keep away from children. Do not throw in darin. Keep product in dry area, under cover and temperature between 5 to 35°C. For further information, please check product safety sheet.

Do not eat, neither drink, nor smoke during the application. In case of contact with eyes, wash abundantly with clean water. Keep away from children. Do not throw in darin. Keep product in dry area, under cover and temperature between 5 to 35°C. For further information, please check product safety sheet.

502586


Fecha de Alta

22-01-2008

Versión

19 - 13/11/2025

MONTOTHERM ANTI CONDENSACION



NOTE

PACKINGS

4 L, 12 L