

MICROCEMENT PROTECTOR MAT



FAMILY
LINE

ALTA DECORACION

DECO MICROCEMENTO

DESCRIPTION AND NATURE

Two-component PUR matt varnish. Water-based aliphatic polyurethane in nature. Final finish of the Microcement Ó deco system.

USAGES

Indoors/Outdoors

Applies over Microcement Sealer

Ideal for varnishing Microcement Ó deco, on floors, walls, furniture, etc.

PROPERTIES

- Waterproof
- Low odour
- Excellent weather resistance
- Easy to clean
- Good resistance to yellowing
- Very resistant to the passage of people
- Good scratch and abrasion resistance
- Good yield
- Excellent hardness and mechanical resistance.
- Good thixotropy that facilitates vertical application
- Excellent chemical resistance to household products

TECHNICAL CHARACTERISTICS

Referencia Color	MICROCEMENT PROTECTOR MAT
Mixture relation	3 Protector / 1 Hardener. Partes en peso (w).
Finish	Matt
Specific weight	1,01± 0,05 kg/l
Viscosity	80 +/- 5 SG
Solids in volume	34± 1
Solids in weight	40± 1
VOC	Cat. j/BA 140/140 (2007/2010):113,97 g/l
Aproximated performance by coat	10-14 m²/Kg

Dry to touch	1 hour for 40 dry microns.
Dry to repaint	Minimum 12 hours and maximum 48 hours. At 20 °C.
Colours	Transparent.

SURFACE PREPAIRING

New surfaces

MICROCEMENT Ó deco:

1. On dry MICROCEMENT SEALER.
2. Check that the appearance of the surface is as desired.
3. Check that the surface of the support is clean, dry and free of any contaminant.
4. Apply two coats of MICROCEMENT PROTECTOR, respecting the drying times.

MICROCEMENT PROTECTOR MAT

Restoring and maintenance

MICROCEMENT Ó deco with aged coatings:

1. Remove all old coating by sanding.
2. Sand the MICROCEMENT Ó deco surface with a medium grit (to provide anchorage).
3. Conveniently eliminate the dust generated.
4. Apply a new layer of MICROCEMENT Ó deco.
5. Act as new support.

WAY OF USE

Application notes

- Environmental conditions:

- It is recommended, especially indoors, that there be air renewal.
- Room temperature: 5-35 °C - RH ≤ 75%.
- Substrate temperature: ≥ 7°C and 3°C above the dew point.
- The recommended thickness per layer will be between 30-40 dry microns.

- Preparation of the mixture:

- Using slow mechanical agitation, homogenize the MICROCEMENT PROTECTOR
- Without stopping stirring, slowly add the HARDENER. The mixture increases in viscosity.
- Keep stirring slowly for at least 5 minutes.
- Finally, add the amount of water depending on the application method and the surface to be varnished.
- Control the speed to prevent the mixture from acquiring excess air.

- Dilution:

- For walls and roller application, a maximum of 15% water, to prevent the mixture from losing its thixotropy.
If the application is by spray, an additional 5% can be added.
- For floors and roller application, it is possible to increase the dilution a further 5%.
If the application is by spray, an additional 5% can be added.
- In all applications, make sure that you do not leave more than 110 g/m² of the A + B mixture.

- Application conditions:

- Wait at least 4 hours, and no more than 24 hours, from the application of the last coat of MICROCEMENT SEALER to start varnishing with MICROCEMENT PROTECTOR.
- Apply 2 to 3 coats.

- End use:

- The varnished surface can be walked on carefully after 24 hours (at a temperature of 20 °C) and acquires its maximum physical resistance after eight days (at a temperature of 20 °C).
- The Microcement Ó deco System is not recommended for liquid containment supports, such as swimming pools, tanks or bathtubs.
- The Microcement Ó deco System finished with MICROCEMENT PROTECTOR (2K) is ideal for areas with high humidity (after at least 8 days), even those that may be in direct contact with water from bathtubs and/or sinks (splashes, never in immersion), being waterproof only for the uses described above and always respecting the application guide of the technical sheet.

Solvent for dilution and cleaning

Water

Way of use

Air-mix gun

Aerographic gun

Brush, Roller

Aproximate dilution

5-10 % (60-100 Bar/ 1-3 Aire; Boquilla: 0.7 a 1,5)

20-25 % (Presión: 2-4 Bar; Boquilla: 1 a 1,4)

15-20 %

MICROCEMENT PROTECTOR MAT

SYSTEM

Procedures depending of surface type

	Primer	Intermedium	Finish
Microcement Ó deco			
MAX	MICROCEMENT SEALER (1K)	MICROCEMENT PROTECTOR MAT (2K)	MICROCEMENT PROTECTOR MAT (2K)
STD	MICROCEMENT SEALER (1K)	MICROCEMENT PROTECTOR MAT (2K)	MICROCEMENT PROTECTOR MAT (2K)

Complete system overview

MAX	MICROCEMENT PRIMER ABS ó N-ABS	MICROCEMENT BASE + MICROCEMENT FLOORS/WALLS	SEALER + MICROCEMENT PROTECT MAT (2K)
STD	MICROCEMENT PRIMER ABS ó N-ABS	MICROCEMENT FLOORS/WALLS	SEALER + MICROCEMENT PROTECT MAT (2K)

SECURITY

Do not eat, neither drink, nor smoke during the application. In case of contact with eyes, wash abundantly with clean water. Keep away from children. Do not throw in darin. Keep product in dry area, under cover and temperature between 5 to 35°C. For further information, please check product safety sheet.

Do not eat, neither drink, nor smoke during the application. In case of contact with eyes, wash abundantly with clean water. Keep away from children. Do not throw in darin. Keep product in dry area, under cover and temperature between 5 to 35°C. For further information, please check product safety sheet.

NOTE

Maximum recommended storage time : 12 months since its fabrication in its original packaging perfectly closed, stored indoors and at temperatures between 5º and 35ºC

Information here indicated is based on our actual knowledge, laboratory testing and taking in count the practical use under specific circumstances. As it is impossible to establish an adequate description for every nature and status of the supports to be painted, we are unable to warrant the absolute reproductibility in each specific use

PACKINGS

2.4 Kg




FAMILY LINE

DESCRIPTION AND NATURE

Two-component PUR matt varnish. Water-based aliphatic polyurethane in nature. Final finish of the Microcement Ó deco system.

USAGES

MICROCEMENT PROTECTOR MAT



PROPERTIES

- Waterproof
- Low odour
- Excellent weather resistance
- Easy to clean
- Good resistance to yellowing
- Very resistant to the passage of people
- Good scratch and abrasion resistance
- Good yield
- Excellent hardness and mechanical resistance.
- Good thixotropy that facilitates vertical application
- Excellent chemical resistance to household products

TECHNICAL CHARACTERISTICS

Referencia Color

Mixture relation 3 Protector / 1 Hardener. Partes en peso (w).

Finish Matt

Specific weight 1,01± 0,05 kg/l

Viscosity 80 +/- 5 SG

Solids in volume 34± 1

Solids in weight 40± 1

VOC Cat. j/BA 140/140 (2007/2010):113,97 g/l

Aproximated performance by coat 10-14 m²/Kg

Dry to touch 1 hour for 40 dry microns.

Dry to repaint Minimum 12 hours and maximum 48 hours. At 20 °C.

Colours Transparent.

SURFACE PREPAIRING

New surfaces

MICROCEMENT Ó deco:

1. On dry MICROCEMENT SEALER.
2. Check that the appearance of the surface is as desired.
3. Check that the surface of the support is clean, dry and free of any contaminant.
4. Apply two coats of MICROCEMENT PROTECTOR, respecting the drying times.

Restoring and maintenance

MICROCEMENT Ó deco with aged coatings:


1. Remove all old coating by sanding.
2. Sand the MICROCEMENT Ó deco surface with a medium grit (to provide anchorage).
3. Conveniently eliminate the dust generated.
4. Apply a new layer of MICROCEMENT Ó deco.
5. Act as new support.

WAY OF USE

Application notes

- Environmental conditions:
 - It is recommended, especially indoors, that there be air renewal.

MICROCEMENT PROTECTOR MAT



- Room temperature: 5-35 °C - RH ≤ 75%.
- Substrate temperature: ≥ 7°C and 3°C above the dew point.
- The recommended thickness per layer will be between 30-40 dry microns.

- Preparation of the mixture:

- Using slow mechanical agitation, homogenize the MICROCEMENT PROTECTOR
- Without stopping stirring, slowly add the HARDENER. The mixture increases in viscosity.
- Keep stirring slowly for at least 5 minutes.
- Finally, add the amount of water depending on the application method and the surface to be varnished.
- Control the speed to prevent the mixture from acquiring excess air.

- Dilution:

- For walls and roller application, a maximum of 15% water, to prevent the mixture from losing its thixotropy. If the application is by spray, an additional 5% can be added.
- For floors and roller application, it is possible to increase the dilution a further 5%. If the application is by spray, an additional 5% can be added.
- In all applications, make sure that you do not leave more than 110 g/m2 of the A + B mixture.

- Application conditions:

- Wait at least 4 hours, and no more than 24 hours, from the application of the last coat of MICROCEMENT SEALER to start varnishing with MICROCEMENT PROTECTOR.
- Apply 2 to 3 coats.

- End use:

- The varnished surface can be walked on carefully after 24 hours (at a temperature of 20 °C) and acquires its maximum physical resistance after eight days (at a temperature of 20 °C).
- The Microcement Ó deco System is not recommended for liquid containment supports, such as swimming pools, tanks or bathtubs.
- The Microcement Ó deco System finished with MICROCEMENT PROTECTOR (2K) is ideal for areas with high humidity (after at least 8 days), even those that may be in direct contact with water from bathtubs and/or sinks (splashes, never in immersion), being waterproof only for the uses described above and always respecting the application guide of the technical sheet.

Solvent for dilution and cleaning

Water

Way of use

Air-mix gun

Aerographic gun

Brush, Roller

Aproximate dilution

5-10 % (60-100 Bar/ 1-3 Aire; Boquilla: 0.7 a 1,5)

20-25 % (Presión: 2-4 Bar; Boquilla: 1 a 1,4)

15-20 %

SYSTEM


Procedures depending of surface type

	Primer	Intermedium	Finish
Microcement Ó deco			
MAX	MICROCEMENT SEALER (1K)	MICROCEMENT PROTECTOR MAT (2K)	MICROCEMENT PROTECTOR MAT (2K)
STD	MICROCEMENT SEALER (1K)	MICROCEMENT PROTECTOR MAT (2K)	MICROCEMENT PROTECTOR MAT (2K)

Complete system overview

MAX	MICROCEMENT PRIMER ABS ó N-ABS	MICROCEMENT BASE + MICROCEMENT FLOORS/WALLS	SEALER + MICROCEMENT PROTECT MAT (2K)
STD	MICROCEMENT PRIMER ABS ó N-ABS	MICROCEMENT FLOORS/WALLS	SEALER + MICROCEMENT PROTECT MAT (2K)

MICROCEMENT PROTECTOR MAT



SECURITY

Do not eat, neither drink, nor smoke during the application. In case of contact with eyes, wash abundantly with clean water. Keep away from children. Do not throw in darin. Keep product in dry area, under cover and temperature between 5 to 35°C. For further information, please check product safety sheet.

Do not eat, neither drink, nor smoke during the application. In case of contact with eyes, wash abundantly with clean water. Keep away from children. Do not throw in darin. Keep product in dry area, under cover and temperature between 5 to 35°C. For further information, please check product safety sheet.

NOTE

PACKINGS

2.4 Kg